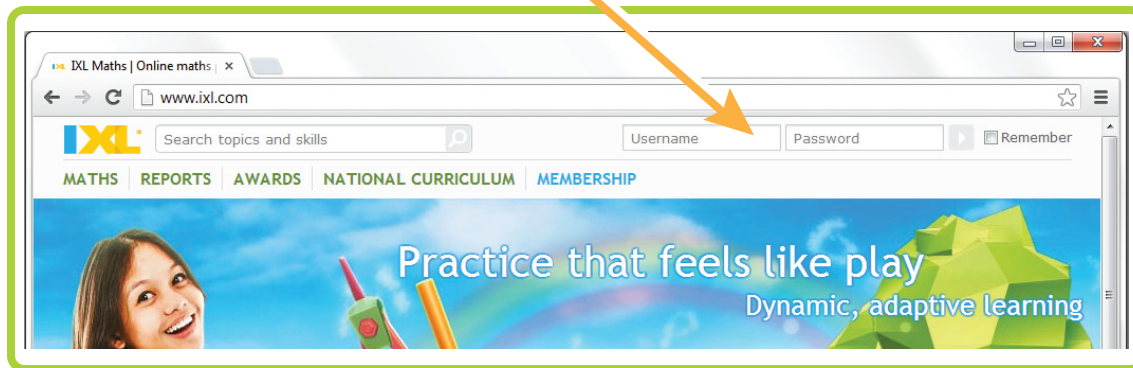


# Reports for families

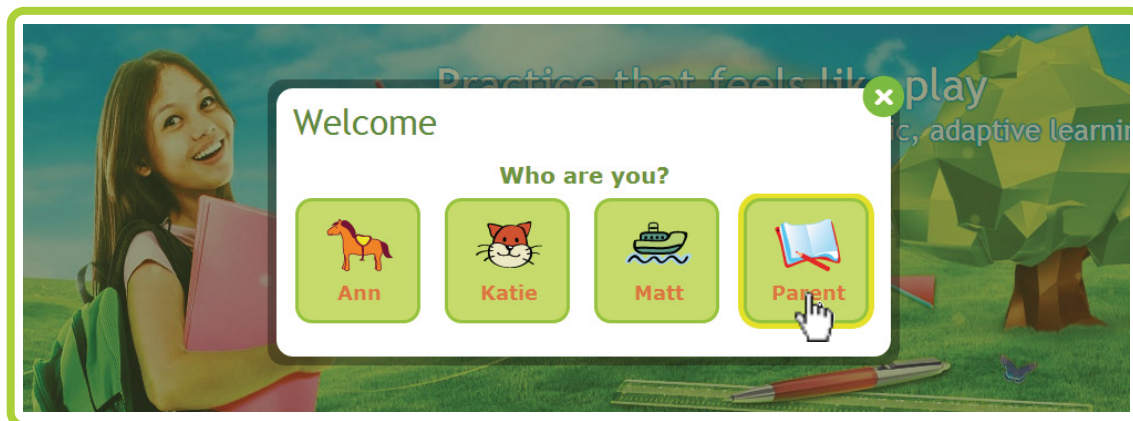
- Explore IXL family reports, which offer complete information on your child's progress and improvement.
- Get the big picture or dig into the details with our winning combination of interactive data, powerful analytics, and easy-to-read graphs.
- Monitor computer time and keep children on task with your complete parent dashboard; your reports will automatically update with real-time data!

1 Sign in to your IXL family account at [www.ixl.com](http://www.ixl.com).



? If you are already signed in as a child, click the welcome drop-down menu in the upper right corner, and select the parent account.

2 Locate the parent icon, and click it to enter.



3 Check your profile settings to ensure that you receive IXL's weekly updates on your child's scores and accomplishments.

Select **Profile & settings** from the welcome drop-down menu to view this window.

### Profiles and settings

#### Manage your profiles and settings

Use this form to enter your children's names, to choose icons for them, to maintain your family's membership information, and to define settings that customize your IXL experience. Use the scroll bar at the right to see more. When you are finished, click *Submit*.

You are currently signed in as **anderson\_math**. Your membership includes one parent and three children.

#### Membership information

First name (parent)*	<input type="text" value="Kelly"/>
Last name (parent)*	<input type="text" value="Anderson"/>
Password	<a href="#">Change password</a>
E-mail address*	<input type="text" value="anderson@westdale.k12"/>

Verify the e-mail address where IXL will send automatic weekly updates (as well as account-related communication).

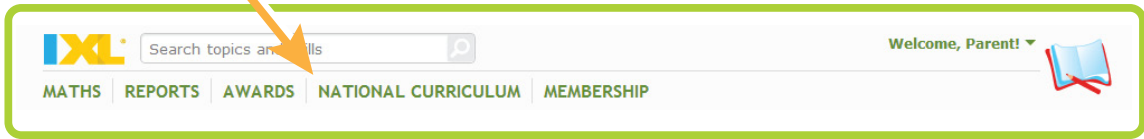
#### Settings

Time zone	<input type="text" value="(GMT+00:00) GMT"/>
Receive report e-mails	<input checked="" type="checkbox"/>
Hide grade levels	<input type="checkbox"/> <small>Note: Instruct children to sign in at <a href="#">www.ixl.com</a> to mask the masking of grade levels.</small>
Hide timer	<input type="checkbox"/>

\*Required

Click **Submit** to save your changes.

## 4 Click the **Reports** tab.



IXL will automatically load your child's Overview report:

- Overview report

**Reports >> Overview**

Date range: Custom | 10/01/2012 | 06/30/2013 | Child | Ann

Grade: 2 | Category: All

[Update report](#)

**Student summary**

	October 1, 2012 - June 30, 2013	All time
Problems attempted	4,836	7,103
Skills practiced	94	155
Time spent	23 hr 20 min	55 hr 21 min
Medals earned	71	128

**News flash** [View all news flashes](#) [Printable certificate](#)

01/26/2013 Ann has answered 7,000 math problems (across all grades).

**Time spent**

**Student usage - time spent by category**

- Counting and number patterns (Second grade)
- Comparing and ordering (Second grade)
- Time (Second grade)
- Addition - one digit (Second grade)
- Subtraction - one digit (Second grade)
- Place values (Second grade)
- Money (Second grade)
- Multiplication (Second grade)
- Data and graphs (Second grade)
- Other

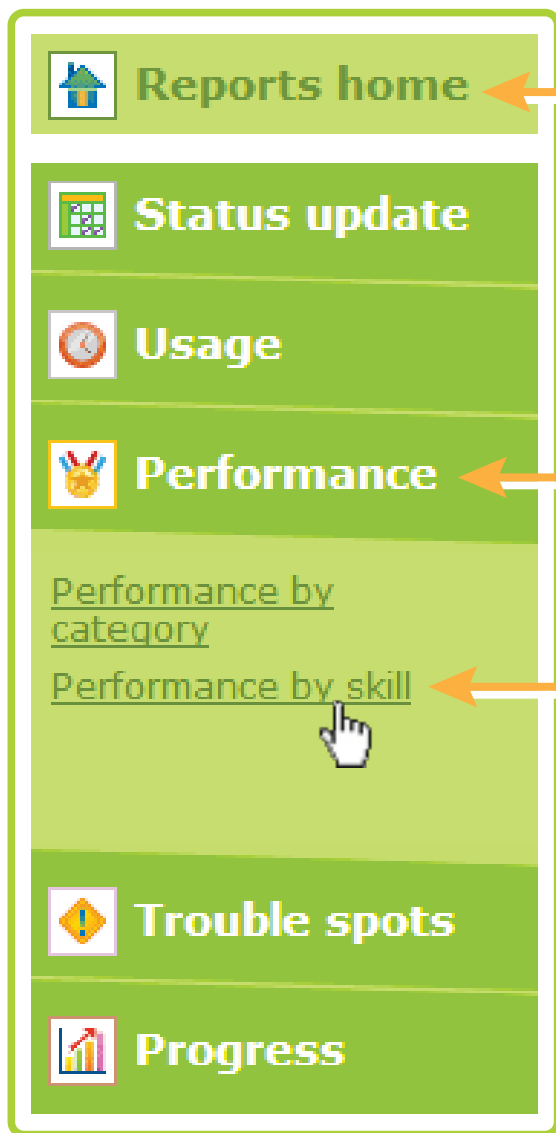
This report provides general information on your child's performance and recent activity.

What are my child's recent and overall achievements?

How much time has my child spent on IXL?

What topics have been practised the most?

When you're ready, use the left menu to choose another report. For example, open the Performance category, and click the **Performance by skill** link:



Click here anytime to view all the reports available in your parent dashboard.

Click any section to view the list of available reports, then click any report name to open it.

Let's click this link to take a look at the Performance by skill report.



- Performance by skill report

**Reports >> Performance by skill**

Date range: Custom | 09/02/2012 | 12/18/2012 | Child: Ann

Grade: 2 | Category: All

View skills: all | **practiced only**

**Update report**

---

**Performance summary**

Time spent: 23 hr 20 min  
 Problems attempted: 4,836  
 Skills practiced: 94  
 Cumulative score as of December 18 (out of 21,100): 8,688

---

**Performance on skills practiced**

- Mastered
- Excellent
- Good
- Satisfactory
- Needs improvement

---

**Performance by skill**

Skill	SmartScore ?	Time spent	Problems		
			Correct	Missed	Total
A.2 Skip-counting sequences	93 (excellent)	2 hr 16 min	165	87	252
B.5 Put numbers up to 1,000 in order	100 (mastered)	1 hr 58 min	107	28	135
W.1 Multiplication sentences	100 (mastered)	1 hr 21 min	102	40	142
R.6 Interpret pictographs	100 (mastered)	0 hr 46 min	99	32	131
P.3 Count money - up to \$1	89 (good)	0 hr 39 min	90	57	147
G.4 Add two two-digit numbers - without regrouping	100 (mastered)	0 hr 38 min	83	23	106
Q.1 Days of the week	75 (satisfactory)	0 hr 38 min	62	37	99
F.2 Review - ways to subtract - up to 10	100 (mastered)	0 hr 35 min	88	13	101
P.2 Identify names and values of all coins	100 (mastered)	0 hr 33 min	255	73	328
E.2 Review - ways to make a number - sums to 10	100 (mastered)	0 hr 32 min	70	16	86
E.7 Input/output tables - sums to 20	100 (mastered)	0 hr 29 min	56	12	68
<b>Total</b>	-	<b>23 hr 20 min</b>	<b>3,889</b>	<b>947</b>	<b>4,836</b>

This report assesses your child's performance on each skill.

What portion of the skills has my child mastered? What portion needs improvement?

What is my child's current score on each skill?

What is the breakdown of correct and missed problems in each skill?

? Click any of these numbers to view the actual problems in the Problems received report.

# Reports for families



## ● Problems received report

This report lists every problem your child has answered, so you can identify mistakes or areas to review.

Did my child answer this question correctly or incorrectly?

What was the exact question my child received?

How did my child answer this question?

Customize your report with the options in the green box at the top.

After you select **Missed**, check the **Hide correct answers** option that will appear.

If you have more than one child using IXL, use the **Child** option to switch between reports for each child.

Be sure to click **Update report** to refresh the report with the new options.

🔍 Now it's easy to have your child review missed problems with the answers hidden.

